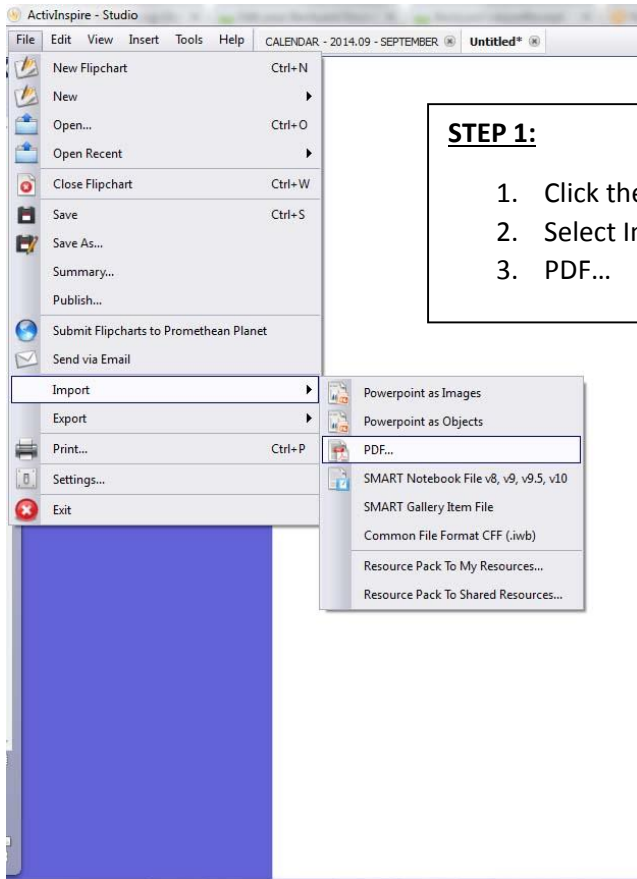
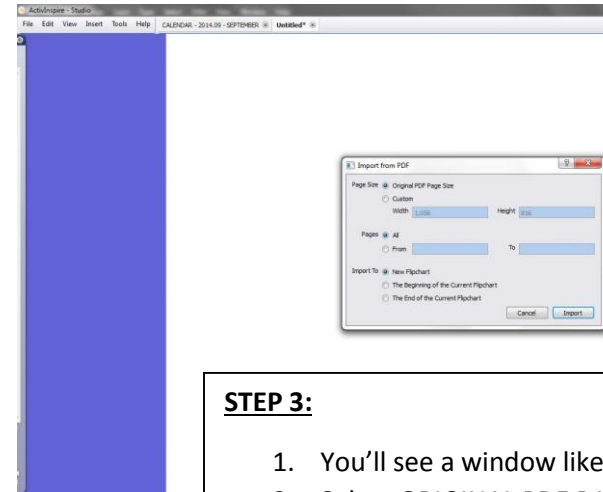


# Importing a PDF into a Flipchart



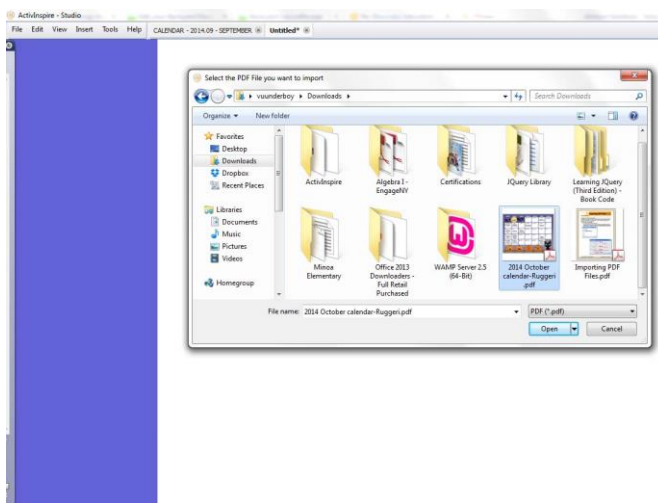
## STEP 1:

1. Click the File Menu
2. Select Import
3. PDF...



## STEP 3:

1. You'll see a window like this appear with settings.
2. Select ORIGINAL PDF PAGE SIZE
  - a. This will import the page in its original size rather than reduce it.
3. Pages: You can select the pages of the PDF File you'd like imported.
4. IMPORT TO:
  - a. New Flipchart – If you want this to build a new flipchart
  - b. Beginning / End of Flipchart
    - i. This will place the PDF at the beginning or End of the flipchart. You may then select and drag the slide to any location in the flipchart, as you'd normally do to reorder slides.



## STEP 2:

1. Browse for the PDF File You'd like to import
2. Select it.